




 **Speed Queen.** MULTI-HOUSING



DEDICATED TO SETTING NEW STANDARDS

We are the world's largest commercial laundry company, with an undeniable history of proven performance and reliability. Property owners rely on the practical ingenuity of features designed to make their lives simpler and more productive. Our commercial-grade construction is rugged, dependable and built to last.

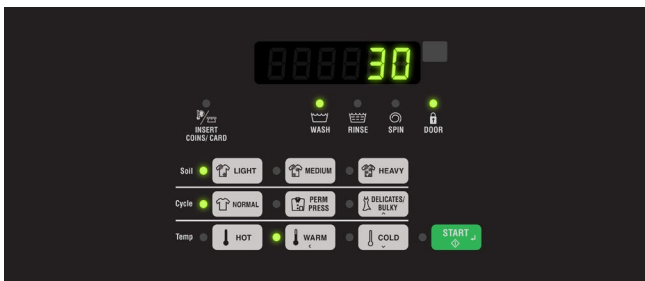
As the commercial laundry industry leader, our valuable network of authorized laundry service providers is in place to provide you with the time and attention you deserve. Your local laundry service provider can assist you with laundry solutions for your property, including a space saving design, cost efficient equipment and business control systems.



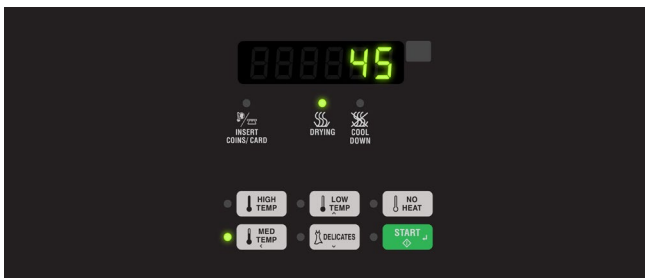
QUANTUM® CONTROLS

Revolutionizing Laundry Room Technology

Total automated management of your laundry room. Its simple, powerful programming gives you the ability to easily manage your laundry operation with remote internet access. Establish multi-level vend prices, soil level cycles and dryer top-off times on your machines and track coin or card transactions. WashAlert™ with Service Alert capable.



Quantum® Washer Control



Quantum® Dryer Control

- Easily manage your laundry room with remote internet access from any computer in the world.
- Establish multi-level pricing and soil-level cycles.
- Track coin or card transactions.
- Quantum Controls offer an easy-to-read digital display that allows residents to see how their load is progressing and ensure that machines turn over quickly.
- Let your residents choose up to 27 cycle combinations to provide the proper temperature and soil level selection for maximum efficiency and user preference.
- Multi-level vend options allow you to set varying vend prices for hot and warm wash cycles and medium and heavy-soil loads.
- Give residents the option to purchase additional top-off dryer time before the initial dryer cycle has been completed.

BUILT FOR RELIABLE PERFORMANCE



ENERGY STAR® Certified

FRONT LOAD WASHER

With revolutionary balancing technology, virtually imperceptible noise and vibration, incredible 440 G-Force extraction and a redesigned, 10-degree tilted control panel, Speed Queen front load washers are engineered and built to be everything you never knew they could be.

- Revolutionary balancing technology redistributes and balances even the most unbalanced loads.
- 2.5 times less noise and virtually imperceptible vibration reduce impact on neighboring residents.
- Increased 440 G-Force extraction speed reduces drying times.
- 20% increase in capacity with improved water usage for maximum efficiency.
- Durably designed to deliver long-lasting performance with features like a rugged suspension system, stainless steel wash tub and a dynamic balancing system.

SINGLE LOAD DRYER

With an easy-to-clean large lint compartment and a reversible door to accommodate your laundry design, Speed Queen single dryers are designed to suit any laundry's specific needs. The 2.06 sq. ft. door opening is the largest in the industry, providing easy loading and unloading for residents.

- Durable galvanized steel cylinder with an extra-large 7.0 cu. ft. capacity.
- Quiet, efficient blower system.
- Secured and easy to clean upfront lint filter.
- Front access for easy serviceability.



45-DEGREE TILTED CONTROL PANEL

Speed Queen offers front load washer and dryer prep for card control panels that are angled at 45 degrees up toward the user's line of sight, allowing for easy readability without the need to bend down — a small change that makes a big impact on residents.

TOP LOAD WASHER

Speed Queen top load washers are constructed from heavy-duty components to ensure an extended life, including a stainless steel wash tub, all-metal transmission and a commercial-grade cabinet finish.

- Commercial-grade stainless steel wash tub standard.
- Curved four-vane agitator delivers an industry-best 210° wash stroke that produces unparalleled cleaning results.
- Extract speed of 710 RPM spins clothes out drier.
- Advanced suspension system eliminates the possibility of an unbalanced load issue.



STACK WASHER/DRYER

Speed Queen's stack washer/dryers are designed to provide all of the power of Speed Queen washers and dryers while occupying only half of the floor space of a conventional washer and dryer setup.

- Utilize the same connections and hook-ups required by a standard washer and dryer.
- Revolutionary balancing technology automatically redistributes even the most unbalanced loads for consistent cycle times, minimized vibration and reduced noise.
- Increased 440 G-Force extraction speed reduces drying times.
- 20% increase in capacity with improved water usage for improved efficiency.
- Durable galvanized steel dryer cylinder.
- Easy-to-clean and secure upfront lint filter.



ENERGY STAR® Certified

STACK DRYER

Get twice the drying capacity in the compact floor space of a single dryer with Speed Queen stack dryers. Combined with extra capacity for large loads, the stack dryer gets the maximum amount of work done without breaking the bank -- or your laundry design.

- Extra large capacity, 7.0 cu. ft. per dryer.
- 2.06 sq. ft. door opening is the largest in the industry, providing easy loading and unloading.
- 10-degree tilted control panel allows control visibility without bending down, improving the customer experience.
- Quiet, efficient blower system.
- Secured and easy to clean upfront lint filter.

